


# English

## Quarter 2 – Module 3:

### Writing Some Words, a Phrase or a Sentence About an Illustration or a Character



**English – Grade 2**  
**Alternative Delivery Mode**  
**Quarter 2 – Module 3: Writing Some Words, a Phrase or a Sentence About an Illustration or a Character**  
**First Edition, 2020**

**Republic Act 8293, section 176** states that: No copyright shall subsist in any work of the Government of the Philippines. However, prior approval of the government agency or office wherein the work is created shall be necessary for exploitation of such work for profit. Such agency or office may, among other things, impose as a condition the payment of royalties.

Borrowed materials (i.e., songs, stories, poems, pictures, photos, brand names, trademarks, etc.) included in this module are owned by their respective copyright holders. Every effort has been exerted to locate and seek permission to use these materials from their respective copyright owners. The publisher and authors do not represent nor claim ownership over them.

Published by the Department of Education  
Secretary: Leonor Magtolis Briones  
Undersecretary: Diosdado M. San Antonio

**Development Team of the Module**

<b>Writer:</b>	Suzette Q. Mariano
<b>Editor:</b>	June D. Cunanan
<b>Reviewers:</b>	June D. Cunanan, Ramil G. Ilustre
<b>Illustrator:</b>	Willy R. Arceo
<b>Layout Artist:</b>	Erwin H. Iruma
<b>Management Team:</b>	Nicolas T. Capulong, Librada M. Rubio, Ma. Editha R. Caparas Nestor P. Nuesca, Celia R. Lacanlale, Ruby M. Jimenez June D. Cunanan

**Printed in the Philippines by**\_\_\_\_\_

**Department of Education – Region III**

Office Address: Diosdado Macapagal Government Center, Maimpis,  
City of San Fernando (P)  
Telefax: (045) 598-8580 to 89; (045) 402-7003 to 05  
E-mail Address: region3@deped.gov.ph

# English

Quarter 2 – Module 3:

Writing Some Words, a Phrase  
or a Sentence About an Illustration  
or a Character

## Introductory Message

This Self-Learning Module (SLM) is prepared so that you, our dear learners, can continue your studies and learn while at home. Activities, questions, directions, exercises, and discussions are carefully stated for you to understand each lesson.

Each SLM is composed of different parts. Each part shall guide you step-by-step as you discover and understand the lesson prepared for you.

Pre-tests are provided to measure your prior knowledge on lessons in each SLM. This will tell you if you need to proceed on completing this module or if you need to ask your facilitator or your teacher's assistance for better understanding of the lesson. At the end of each module, you need to answer the post-test to self-check your learning. Answer keys are provided for each activity and test. We trust that you will be honest in using these.

In addition to the material in the main text, Notes to the Teacher are also provided to our facilitators and parents for strategies and reminders on how they can best help you on your home-based learning.

Please use this module with care. Do not put unnecessary marks on any part of this SLM. Use a separate sheet of paper in answering the exercises and tests. And read the instructions carefully before performing each task.

If you have any questions in using this SLM or any difficulty in answering the tasks in this module, do not hesitate to consult your teacher or facilitator.

Thank you.



## *What I Need to Know*

This module will help you in writing some words, a phrase or a sentence about an illustration or a character.


At the end of this module, you are expected to:

1. write some words, a phrase or a sentence about an illustration or a character;
2. describe an illustration or a character; and
3. infer character traits based on the given illustration.



## *What I Know*

Write a sentence about each picture. These are the preventive measures to avoid COVID-19.




1. \_\_\_\_\_  
\_\_\_\_\_  
\_\_\_\_\_




2. \_\_\_\_\_  
\_\_\_\_\_  
\_\_\_\_\_



3. \_\_\_\_\_  
 \_\_\_\_\_  
 \_\_\_\_\_



4. \_\_\_\_\_  
 \_\_\_\_\_  
 \_\_\_\_\_



5. \_\_\_\_\_  
 \_\_\_\_\_  
 \_\_\_\_\_

## Lesson

# 1

## Writing Some Words, a Phrase or a Sentence About an Illustration or a Character


There are many ways to describe a character or an illustration. We can do it through spoken or written form. When we describe the traits of a character, we must be specific and precise in our words.

Character traits tell something about the personalities and qualities of a person. Similarly, illustration provides clear description and details prevailing traits of the character.



### *What's In*

Draw yourself and write something about you.



I am \_\_\_\_\_

I am in Grade II - \_\_\_\_\_

I was born on \_\_\_\_\_

I live in \_\_\_\_\_

My parents are \_\_\_\_\_

My teacher is \_\_\_\_\_

My school is \_\_\_\_\_



### *Notes to the Teacher*

The teacher must consider the prerequisite skills needed in the development of this competency including the schema or background knowledge which may reinforce learning such as their knowledge of prewriting activities, descriptive words, action words in order to interpret an illustration or a character. This module will help the learners bridge the gap of learning to attain mastery of the lesson in its spiral progression.



### *What's New*

We Filipinos are known to be resilient whatever difficult times we have. We don't give up easily. We are always ready to lend a helping hand to those who needed it most.


In this time of pandemic, community helpers play an important role in fighting the deadly virus the world is facing.

Can you tell who they are? Write the role of each community helper. Choose your answer in the box.

provides care to sick people  
teaches children in school  
maintains peace and order

cures sick people  
sweeps streets  
grows crops





1. \_\_\_\_\_
2. \_\_\_\_\_
3. \_\_\_\_\_
4. \_\_\_\_\_
5. \_\_\_\_\_



## *What is It*

Were you able to correctly answer the previous activity? How did you do it? Let us discuss your answer.

You were able to answer the activity by using illustrations given and described their role as community helpers. Such words that describe people's traits, feelings or emotion, places, and events are called **descriptive words**.

Illustrations and characters help us write words, phrases, and sentences with the use of descriptive words.

Through illustrations, the reader will be able to interpret visual images while characters tell about the inner qualities of a person.

Let's take a look at this example.



Elena loves helping at home. She waters the plants and dusts their furniture. She helps her mother cook in the kitchen. These actions of Elena show that she is a hardworking and helpful daughter.


Being hardworking in this context is that Elena does her responsibilities as a member of the family. Being helpful here means she cares for others like her mother and provides assistance to make the work easier.

There are other activities like doing household chores, washing the plates or fixing your bed in the morning are just simple yet meaningful actions you can do.

In describing a character or illustration by writing some words, a phrase or a sentence, we can look into the physical characteristics like hair and eye color, height, size, facial feature and even clothing. When describing someone's age you may use the following words like young, old, senior, youth.

We can also describe a character's traits through one's actions, words and thoughts. Positive traits like being honest, thrifty, kind and industrious are some descriptive words we can use.

Here is another example of a positive trait.



A grade two pupil, named Marlon Santos from Sto. Domingo Elementary School in Minalin, Pampanga found a wallet which he gave back to the owner. He was awarded by the barangay officials for being honest. The money amounting to five thousand pesos was intended for the medication of Mrs. Fely Yambao, the owner of the wallet.

Marlon shows a positive trait of being honest. He gives back the wallet to the real owner. His honesty is manifested through his deeds. Being an honest person, you are also considered to be sincere, truthful and trustworthy.

Meanwhile, illustrations like signages that we see on streets help us become more aware of the things around us. Knowing these and following what they suggest, and mean would help us avoid accidents, like when crossing the street, one must use the pedestrian lane.




And by simply following the signage “Keep Off the Grass” remind us to do things properly in public places.



Here are some examples:

Signage	Description	Meaning
	Letter P inside the circle with a diagonal line	No Parking
	A circle with a hand holding flowers	No Picking of Flowers
	A dog running towards a man	Beware of dogs
	A can where to place garbage	Put your garbage here
	Putting one of your fingers to your lips	Keep quiet




## *What's More*

### Guided Activity 1

Have you come across these symbols and signages in school, at home or even along the roads?


Study each of the signage closely. Write the word that best tells what the picture is all about. Write the answer on your paper.

1.



No Parking  
No Blowing of Horns  
Keep Off the Grass  
No Left Turn

2.



Put your garbage here  
Be clean  
Keep quiet  
Stay safe

3.



Beware of dogs  
No vendors allowed  
Pedestrian Lane  
Stop

4.



Stop  
Go now  
Keep quiet  
Get ready

5.



No Picking of Flowers  
Attention  
Listen  
Stay away from grass

## Guided Assessment 1

Study each picture. Write an appropriate word/phrase that describe the picture. Write the answer on your paper.

Example:



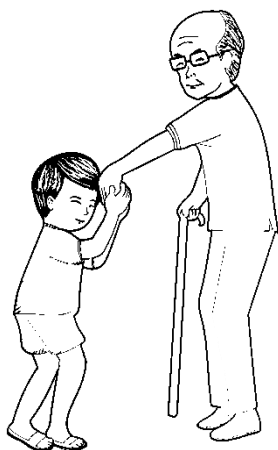
kind person

1.




---

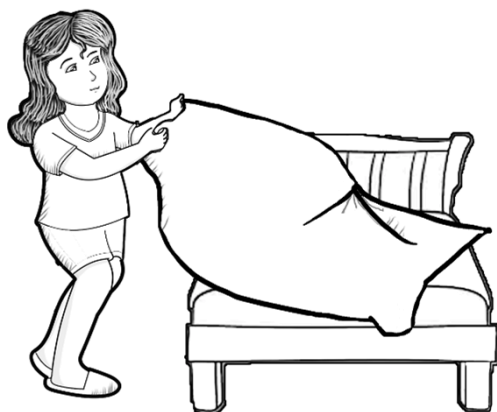
2.



3.



4.



5.





## Guided Activity 2

Look at the pictures. Tell what the characters are doing. Choose your answer from the box. Write the answer on your paper.

catch fish  
take a bath  
clean the house

sweep the yard  
water the plants  
sell fruits/vegetables



1. Mario is going to \_\_\_\_\_.



2. They are going to \_\_\_\_\_.



3. She is going to \_\_\_\_\_.



4. They are going to \_\_\_\_\_.



5. He is going to \_\_\_\_\_.

## Independent Activity 1


Describe the person in each paragraph by choosing the answer in the parenthesis. Write the answer on your paper.



1. Alma is one of the assigned cleaners for the day. She sweeps the scattered candy wrappers on the floor, wipes the windows and arranges the books in the shelf. She finishes her tasks before the bell rings. Alma is a (naughty, diligent, thrifty, honest) pupil.




2. Ben loves to go to the library. He reads books, magazines, and newspapers. He thinks hard about the information he gets from these reading materials. He tries to remember them. Ben is an (intelligent, innocent, orderly, obedient) boy.



3. Mrs. Lady Dela Cruz, my neighbor is rich. She donates money to the different charity institutions. She also gives money to the school, church, and other youth organizations. During the pandemic, she distributes food, alcohol, and facemasks to the frontliners in their barangay. Mrs. Dela Cruz is (famous, generous, humorous, industrious).

## Independent Assessment 1

Write five (5) simple sentences about the picture.  
Write the answer on your paper.



## Independent Activity 2

Match the correct phrase for each picture. Write the letter of the correct answer on your paper.

A

1. helping an old woman  
cross the street

2. offering seat to  
a pregnant woman

3. studying everyday

4. praying to God

5. giving food to the beggar

B

A.



B.



C.



D.



E.



## Independent Assessment 2

Complete the story by describing the illustration.  
Choose your answer from the box below.

plow

industrious

cleans



waters

pulls the weed

### Farmer

by: Suzette Q. Mariano

Mang Tonyo is an (1)\_\_\_\_\_ farmer. He likes to  
(2)\_\_\_\_\_ and plant. He (3)\_\_\_\_\_ an open place, then he fills it with his plants. He plants  
corn, eggplants, and tomatoes. He (4)\_\_\_\_\_ and puts fertilizers so the plants would grow so well. He  
cultivates, (5)\_\_\_\_\_, and talks to them every  
day. Harvest time came, his products were three times  
more than what he expected.



1. Who is the farmer?
  - A. Mang Alfon
  - B. Mang Tonyo
  - C. Mang Eddie
  - D. Mang Nestor
2. What does he do before planting?
  - A. plant
  - B. water the plants
  - C. cleans the open space
  - D. put some fertilizer
3. How will you take care of your plants at home?
  - A. pull the weeds, pull the leaves
  - B. water the plants, put some fertilizers
  - C. put them inside the house for a long time, cut the stems
  - D. put more water, place them under the sun for two days



## ***What I Have Learned***

Write your answer in the line provided. Choose your answer in the box.

traits and physical	
hair and eye color	descriptive
accident	positive traits

1. In describing an illustration or a character we use \_\_\_\_\_ words.
2. Character can be described based on \_\_\_\_\_ and \_\_\_\_\_ characteristics.

3. Physical characteristics of a human character are \_\_\_\_\_, and \_\_\_\_\_, height, size, facial feature and even clothing.
4. Industrious, kind, honest and thrifty are \_\_\_\_\_.
5. Interpreting signage/illustration at the street are important to avoid \_\_\_\_\_.



## *What I Can Do*

Look at the pictures. Answer the questions, then write two sentences based on your answer.

1.



1. How would you describe the people in the picture?  
Are they old or young?
2. What are they doing? Are they playing?  
Are they gardening?
3. Where are they?  
Now, write two sentences to describe the picture.



2.



- taking care of plants
- friends having fun planting
- children showing care for the environment

Using the phrases, describe the picture.


3.



Imagine you attended your friend's birthday.  
Describe what happened based on the picture.



4.



A. How many characters do you see?

B. What are they doing?

Now, I want you to form two sentences about the family.

5.



A. How do you describe children who love reading?

B. What positive traits do they possess?

Write your answer in at least two sentences.



## *Assessment*

Read the short selection.

Mary belongs in a simple family. She was taught to be courteous to every people she talks with who are older than her by using “po” at “opo” at all times.

Having a simple family, she helps her mother in doing house chores like washing the dishes and cleaning the house. She enjoys washing clothes. And oftentimes she finds bills and coins in pockets and returned them to the owner. Indeed, she is an honest kid.

When pandemic started, she offered her savings to her mother. She opened her piggy bank which she had save from her “baon” during school days. She is thrifty. She chose not to spend all of her daily “baon”.

Randy, her father is a jeepney driver. He works hard for his family. He follows every traffic signage he sees on the street. He is a law-abiding citizen which he wants his daughter Mary to do also. He wants Mary to follow rules and regulations which is proper for every citizen to practice.

A. Complete the last sentence with the correct words.  
Choose the answer in the box.

thrifty	courteous	honest
law abiding	helpful	careful

1. Rene uses “po” and “opo” when talking to his elder. He is \_\_\_\_\_.
2. Lisa always tells the truth whenever she breaks something in their home. She is \_\_\_\_\_ girl.
3. Pilar spends only Php 10 from her Php 20 “baon”, she saves it to her piggy bank. Pilar is \_\_\_\_\_.
4. Mr. and Mrs. Garcia are not so rich. They help those who are in need. They are \_\_\_\_\_.
5. Mang Mario is a jeepney driver. He follows traffic rules. Mang Mario is a \_\_\_\_\_ citizen.

B. Answer the following questions based on the paragraph that you have read.

1. How does Mary show her courteousness?
2. If you are Mary, how will you help your family in this time of pandemic?
3. What positive traits each character possesses?  
Mary \_\_\_\_\_  
Randy \_\_\_\_\_



## *Additional Activities*

Write a sentence that describes each picture.



1. \_\_\_\_\_  
\_\_\_\_\_  
\_\_\_\_\_  
\_\_\_\_\_  
\_\_\_\_\_  
\_\_\_\_\_



2. \_\_\_\_\_  
\_\_\_\_\_  
\_\_\_\_\_  
\_\_\_\_\_  
\_\_\_\_\_  
\_\_\_\_\_



3. \_\_\_\_\_  
\_\_\_\_\_  
\_\_\_\_\_  
\_\_\_\_\_  
\_\_\_\_\_  
\_\_\_\_\_



4. \_\_\_\_\_
- \_\_\_\_\_
- \_\_\_\_\_
- \_\_\_\_\_
- \_\_\_\_\_
- \_\_\_\_\_



5. \_\_\_\_\_
- \_\_\_\_\_
- \_\_\_\_\_
- \_\_\_\_\_
- \_\_\_\_\_
- \_\_\_\_\_



# Answer Key

<p><b>What is It</b></p>	<p><b>What's New</b></p> <p>1. doctor- cures sick people 2. policeman- maintains peace and order 3. nurse- provides care to sick people 4. farmer- produces crops 5. teacher- teaches children in school</p>	<p><b>What's In</b></p> <p>Answers may vary</p>	<p><b>What I Know</b></p> <p>1. I wash my hands regularly. 2. We wear facemasks to protect ourselves. 3. Mother ask us to drink Vitamin C daily. 4. Eating healthy foods is good for the body. 5. We observe social distancing in public places.</p> <p>Note: Please accept related</p>
<p><b>What's More</b></p> <p><b>Guided Activity 1</b></p> <p>1. No Parking 2. Put your garbage here 3. Beware of dogs 4. Keep quiet 5. No picking of flowers</p> <p><b>Guided Assessment 1</b></p> <p>1. saves money 2. giving respect to elder 3. showing love for our country 4. fixing bed 5. helping mother wash the clothes</p> <p><b>Guided Activity 2</b></p> <p>1. Take a bath 2. sell fruits/vegetables 3. sweep the yard 4. catch fish 5. water the plants</p> <p><b>Guided Assessment 2</b></p> <p>Note: Please accept related answers.</p> <p><b>Independent Activity 1</b></p> <p>1. No Parking 2. Put your garbage here 3. Beware of dogs 4. Keep quiet 5. No picking of flowers</p> <p><b>Independent Assessment 1</b></p> <p>1. C 2. A 3. E 4. D 5. B</p> <p><b>Independent Activity 2</b></p> <p>1. industrious 2. plow 3. cleans 4. pulls the weeds 5. waters</p> <p><b>Independent Assessment 2</b></p> <p>Comprehension 1. B 2. C 3. B</p> <p>Answers may vary</p>			
<p><b>Additional Activity</b></p> <p>Answers may vary</p>	<p><b>Assessment</b></p> <p>A.1.courteous 2.honest 3.thrifty 4.helpful 5.law abiding B. 1. She uses "po" at "opo" at all times. 2. I will help my mother in doing household chores. 3. Mary- courteous, thrifty Randy-hardworking, law-abiding citizen Accept related answer</p>	<p><b>What I Can Do (Please accept related answers)</b></p> <p>1. The children are happy. They are young. Children are in the playground. a. The children are playing happily. b. They are in the playground. 2. Children show care for our environment through planting. 3. The celebrant entertained the guests through a song. 4. Father, mother, brother and sister They are at the park. Mother prepares food for their picnic. They laugh, eat and enjoy their bonding time. 5. reading is fun, studious Children love reading books in the library. They can go places by reading different books.</p>	<p><b>What I Have Learned</b></p> <p>1.descriptive 2.traits and physical 3.hair and eye color 4. positive traits 5.accident</p>

## *References*

Hipolito, Myrna, Magdalena Rosopa, Porfiria Santos, Marinel Jane Polita, Elisa Cerveza, Rose Ann Pamintuan, Nerissa Lomeda, and Amcy Esteban. "Eng 2 Unit 2 TG". De. Slideshare.Net, 2020.  
<https://de.slideshare.net/sandybertillo/eng-2-unit-2-tg>.

Hipolito, Myrna, Magdalena Rosopa, Porfiria Santos, Marinel Jane Polita, Elisa Cerveza, Rose Ann Pamintuan, Nerissa Lomeda, and Amcy Esteban. k to 12 grade 2 learning material in english. Slideshare.Net, 2020.  
<https://www.slideshare.net/lhoralight/k-to-12-grade-2-learning-material-in-english>.

K-12 Most Essential Learning Competencies (MELC) – Teach Pinas. Teach Pinas, 2020.  
<https://www.teachpinas.com/k-12-most-essential-learning-competencies-melc/>.

Pado, Felicitas, Marie Yvette Alcazar, Ana Maria Margarita Salvador, Rose Ann Pamintuan, Leonor Diaz, and Amcy Esteban. "Grade 2 English LM (Unit 2)". Slideshare.Net, 2020.  
<https://www.slideshare.net/chachicolorado/grade-2-english-lm-unit-2>.

**For inquiries or feedback, please write or call:**

Department of Education-Bureau of Learning Resources (DepEd-BLR)

Ground Floor, Bonifacio Bldg., DepEd Complex  
Meralco Avenue, Pasig City, Philippines 1600

Telefax: (632) 8634-1072; 8634-1054; 8631-4985

Email Address: [blr.lrqad@deped.gov.ph](mailto:blr.lrqad@deped.gov.ph) \* [blr.lrpd@deped.gov.ph](mailto:blr.lrpd@deped.gov.ph)